

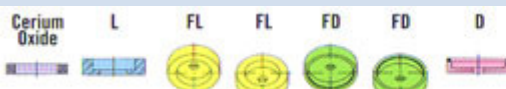

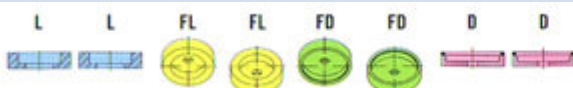

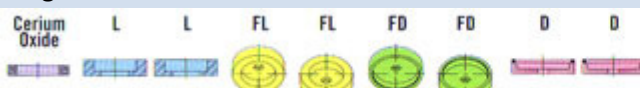







# Schiatti FPS Series

Model	Thickness Range	Min. Dimensions	Max Load	Working Height	Power	Tank Capacity	Air Consumption	Speed	Weight
FPS10	3-20mm	150x150 mm	1000kgs	765mm	8.1 KW	190l	8 NI/min	0.5-2.5 m/min	1770kgs
									 
FPS15S7	3-20mm	150x150 mm	1000kgs	765mm	10.3 KW	240l	10 NI/min	0.5-2.5 m/min	1960kgs
									 
FPS15	3-20mm	150x150 mm	1000kgs	765mm	12.3 KW	260l	10 NI/min	0.5/4.5 m/min	2185kgs
									 
FPS15S9	3-20mm	150x150 mm	1000kgs	765mm	13.7 KW	320l	12 NI/min	0.5-4.5 m/min	2445kgs
									 
FPS20S	3-20mm	150x150 mm	1000kgs	765mm	17.2 KW	320l	13 NI/min	0.5-4.5 m/min	2515kgs
									 
FPS20R	3-20mm	150x150 mm	1000kgs	765mm	16.4 KW	320l	12 NI/min	0.5-4.5 m/min	2450kgs
									 

## Grinding Configuration Key

- D** = Flat diamond wheel
- L** = Flat polishing wheel
- FD** = Arris diamond wheel
- FL** = Arris polishing wheel
- CO** = Felt polishing wheel
- DT** = Edge diamond wheel
- DB** = Bakelite wheel
- LT** = Edge polishing wheel
- SP** = Dubbing device

